

Halloween

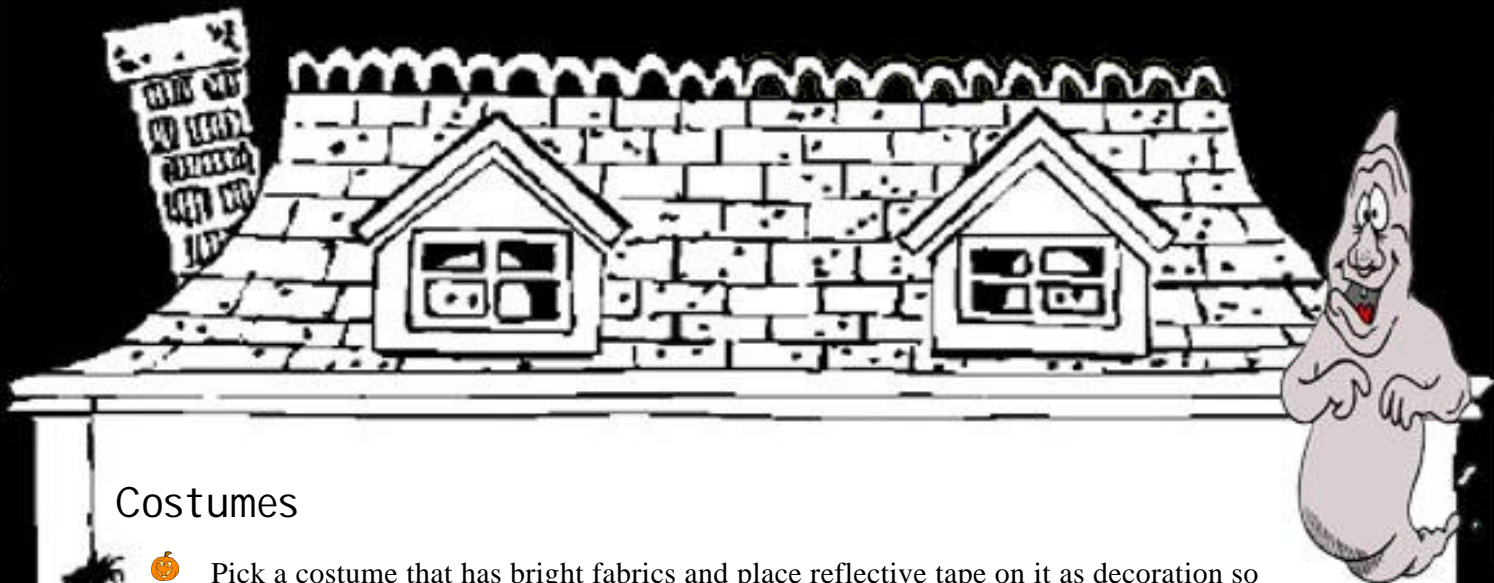
safety tips

Halloween should be filled with fun and enjoyment for children. By following some simple practices, parents and children can keep events safer and more fun.






Trick or Treating

- 🎃 Plan a route with your older children (at least nine years of age) so you know where they will be at all times. Set a time for their return home and make sure they know how to cross the road safely.
- 🎃 Children over nine should go out as a group with older children, or have adult supervision.
- 🎃 Children younger than nine years old must be supervised.
- 🎃 Make sure your child does not eat any of the treats until you have examined them. Throw out candy that is not wrapped, has torn or loose packaging, or that has small holes in the wrappers. Don't let children eat homemade treats unless you trust the person who provided them.
- 🎃 Children should stay in well-lit areas, only visit houses that have outside lights on, and not go inside any house.












Costumes

-  Pick a costume that has bright fabrics and place reflective tape on it as decoration so that drivers will be able to see your child.
-  The material of the costume should be labelled flame resistant. Avoid costumes with loose sleeves, pants, and skirts.
-  If your child is carrying a prop such as a scythe, sword, or knife make sure it is made of soft, flexible material.
-  Your child's costume and footwear should fit properly. The costume should not be longer than his or her ankles to prevent tripping.
-  It is better to use face paint or make-up instead of a mask so that your child can see clearly. If your child is wearing a wig, hat, or scarf, make sure it is secured tightly so it will not slip over the eyes.

Tips for Adults

-  When driving in residential areas, slow down and be alert for children. Enter and exit driveways and alleyways slowly and carefully.
-  Make sure your yard is safe; remove all obstacles in your yard that could be hazards such as tools, garden hoses, toys, and lawn ornaments.
-  Leave your porch light and exterior lights on to light the children's way up to your house.
-  Keep jack o'lanterns that are lit with candles out of the reach of children and away from curtains and other flammable materials. Consider using a flashlight instead of a candle.

Fun Alternatives

-  Instead of handing out candy, consider using stickers, trading cards, pencils, erasers, or crayons.
-  Have a neighbourhood Halloween party for children with games and fun, scary videos.
-  Have a planned Halloween route where friends and family provide activities for the children at each home.



*Saskatchewan Institute on
Prevention of Handicaps*

*www.PreventionInstitute.sk.ca
1319 Colony Street • Saskatoon, SK • S7N 2Z1
Phone: (306) 655-2512 • Fax: (306) 655-2511
Our Goal is Healthy Children*